

**Mike Lefroy**

# **HOWZAT!**

Illustrated by  
**Liz Anelli**





Hello and welcome to the **Howzat! Resource Pack**

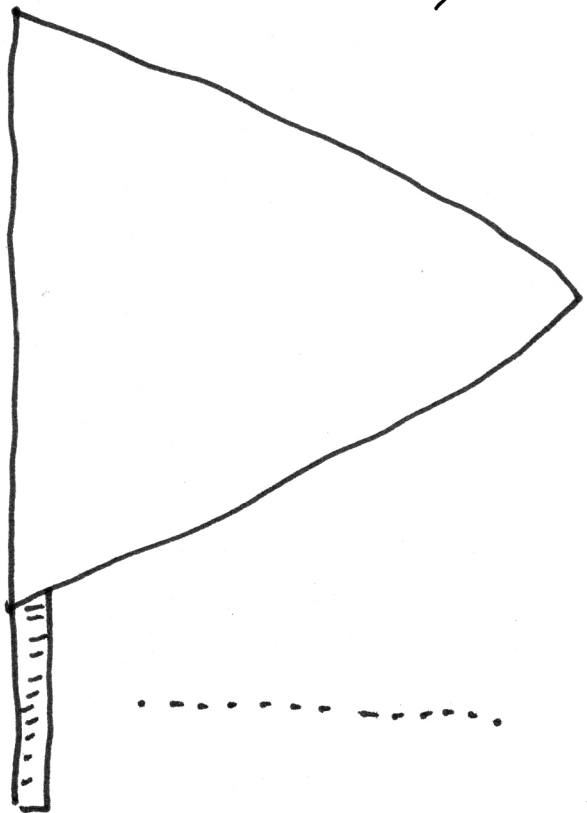
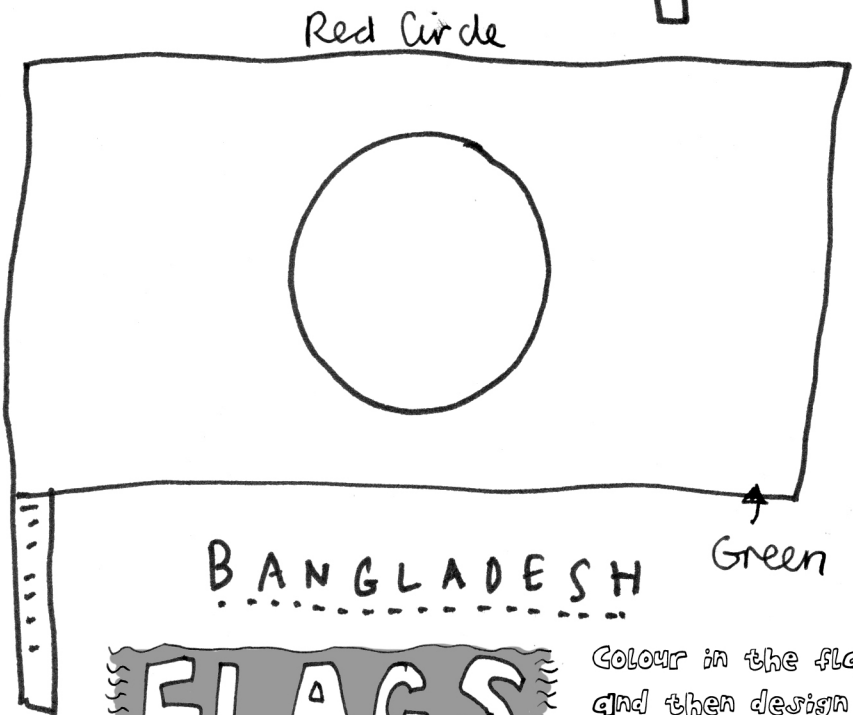
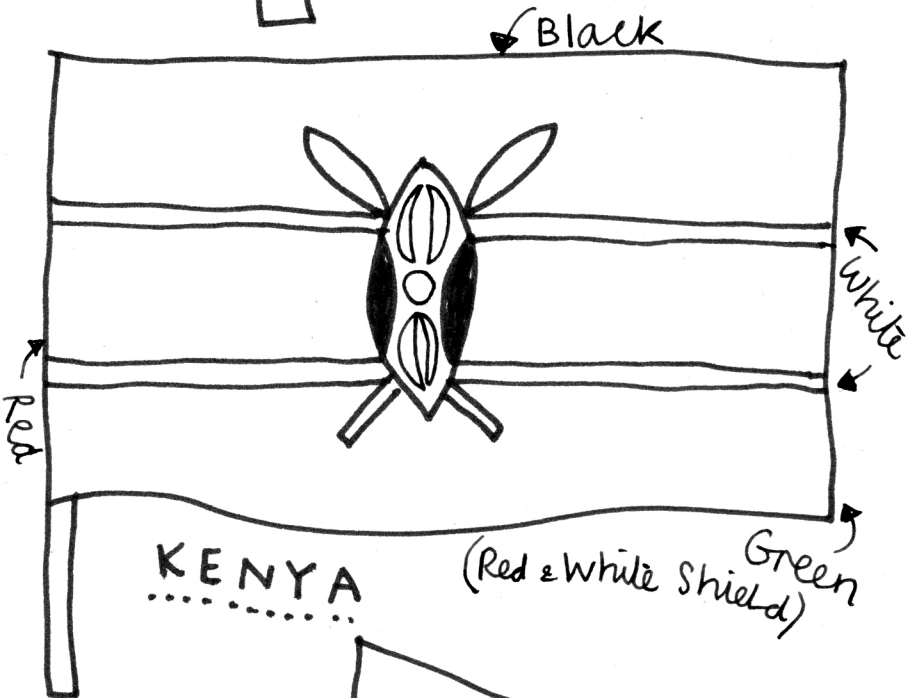
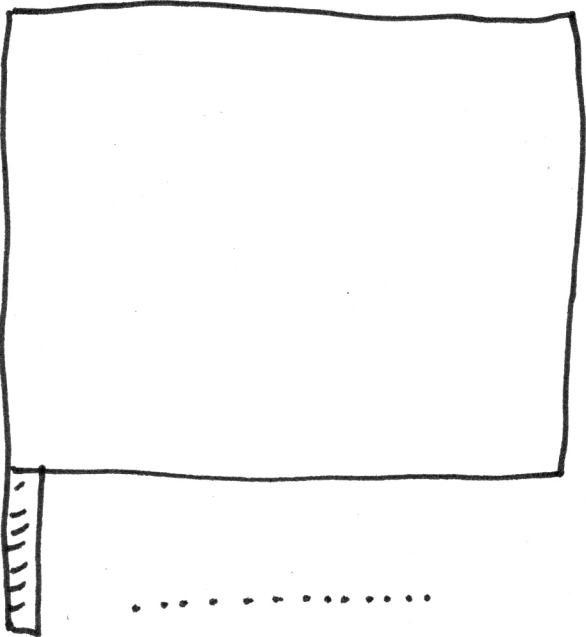
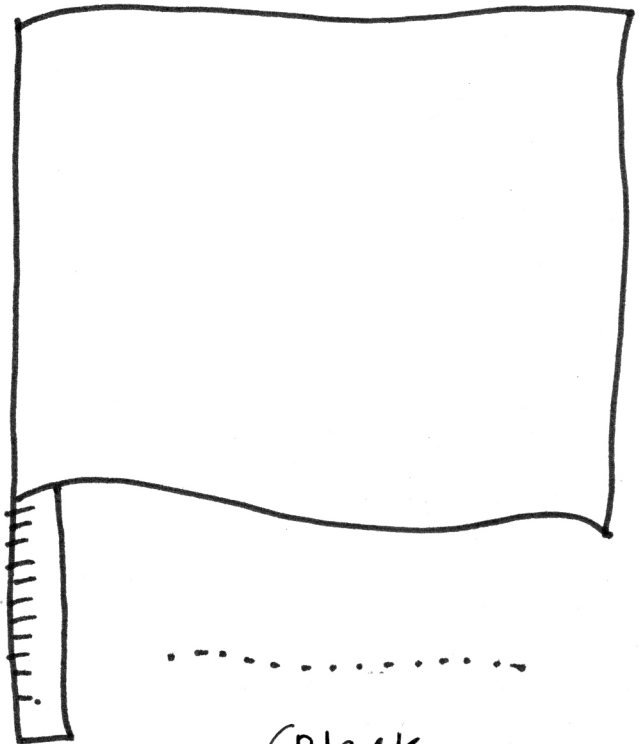
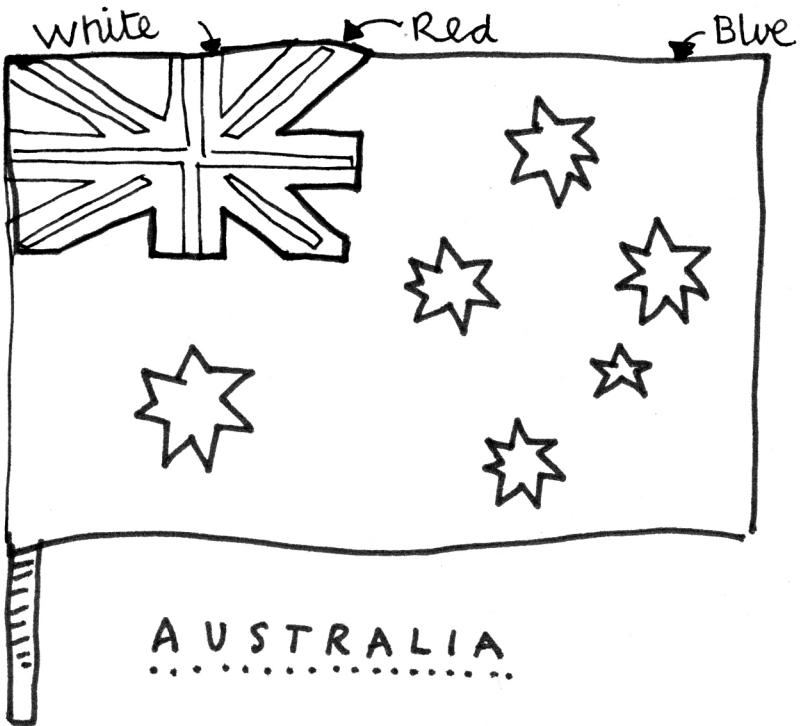
You are welcome to download and print out these pages for use in your school. I would love to hear how you get on with them, so please email me a message or share on Facebook.

**Howzat!** follows a backyard game of cricket around the globe. The contest begins as the sun comes up over the village of Downend in the UK, home of the famous cricketer WG Grace, and continues around the world via the major and some minor cricketing nations to finish in the evening outside a new powerhouse of world cricket - the Wankhede stadium in Mumbai.

Of the 14 teams playing in the 2015 World Cup 10 are represented in this book. Author Mike Lefroy's inspiration for the book began while playing backyard cricket in his hometown of Perth. Over the years, teaching and travelling in different countries (including an overland trip through Afghanistan, Pakistan and India) he has been fascinated watching kids playing cricket on whatever patch of ground they could find, and with whatever equipment they could lay their hands on.

*'While Mike Lefroy's rhyming text will resonate with young enthusiasts, it is the illustrations by Liz Anelli, another self-confessed cricket tragic, that really bring the story to life. Each double page contains a detailed drawing with clever depictions of the particular nation's history, culture, landscape and people including some cricketing greats watching on. You will find Don Bradman relaxing on a park bench overlooking a beach, Shane Warne sitting in the back of a ute, WG Grace walking his British bulldog through his hometown of Downend and the current South African captain Hashim Amla in Soweto admiring the cricketing skills of the young up and coming players around him'.*

You will find more resources at the Walker Books Australia website  
<http://classroom.walkerbooks.com.au/home/?p=1022>

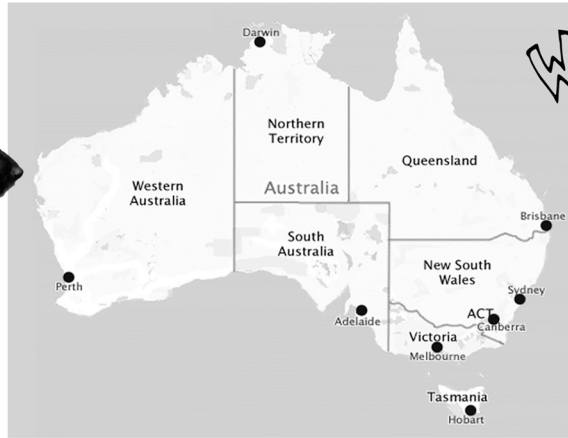


# FLAGS

Colour in the flags and then design your own



# How to Draw Australia



WOOF  
WOOF

- 1 Draw a Scottie dog's head facing left
- 2 Draw a Scottie dog's head facing right overlapping at the collar  
Don't forget to add Tasmania
- 3 Fiddle about till it looks like Australia



Map of Australia by .....

# HOWZAT!

Mike Lefroy

Illustrated by  
**Liz Anelli**



WALKER BOOKS



# HOWZAT!

Mike Lefroy

Illustrated by  
Liz Anelli



WALKER BOOKS

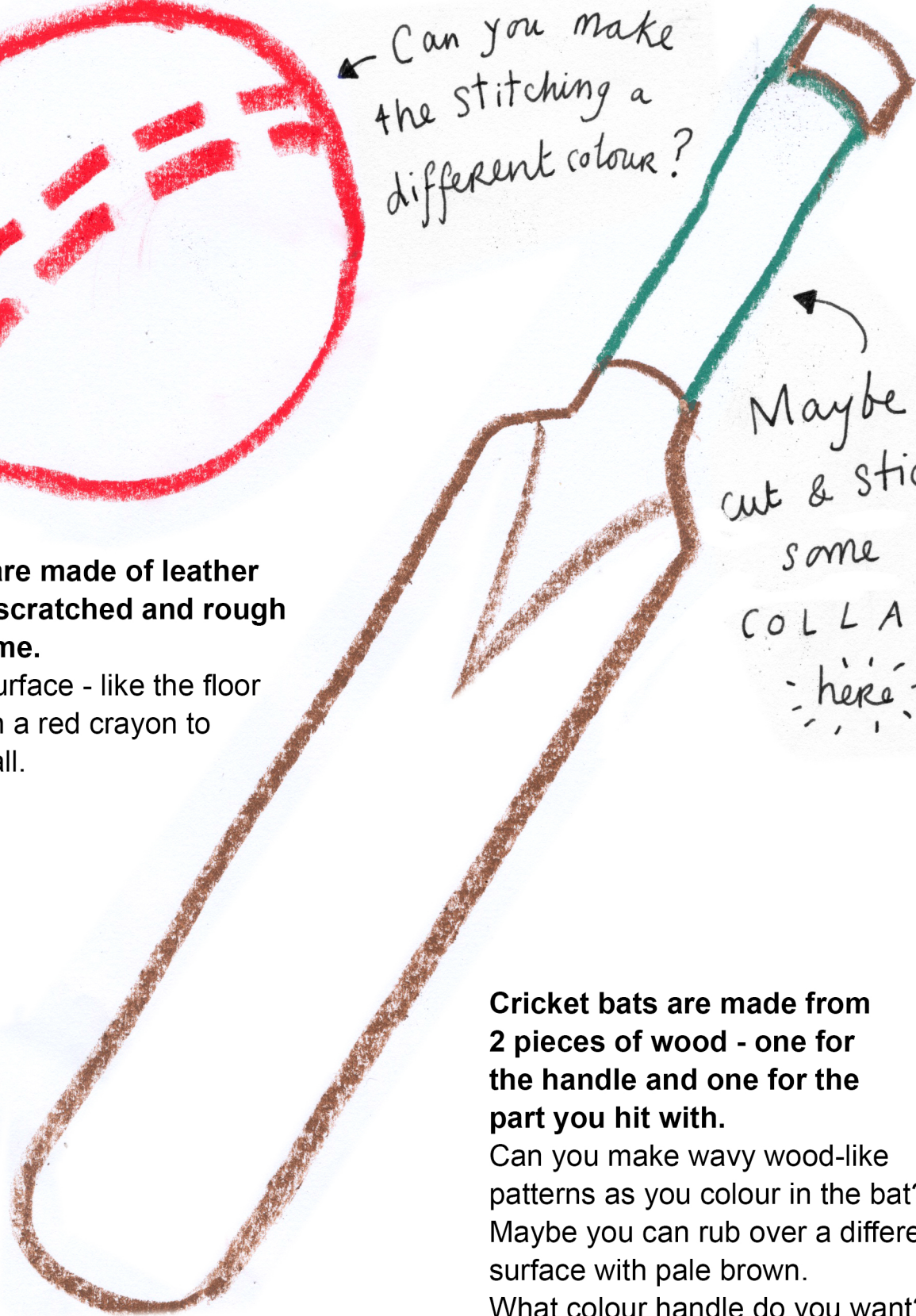
# HOWZAT!



← Can you make the stitching a different colour?

**Cricket balls are made of leather and this gets scratched and rough during the game.**

Find a rough surface - like the floor to rub over with a red crayon to colour in the ball.



← Maybe cut & stick some COLLAGE here

**Cricket bats are made from 2 pieces of wood - one for the handle and one for the part you hit with.**

Can you make wavy wood-like patterns as you colour in the bat? Maybe you can rub over a different surface with pale brown.

What colour handle do you want?